




# MBTA Service Equity Analysis: *How does it work?*

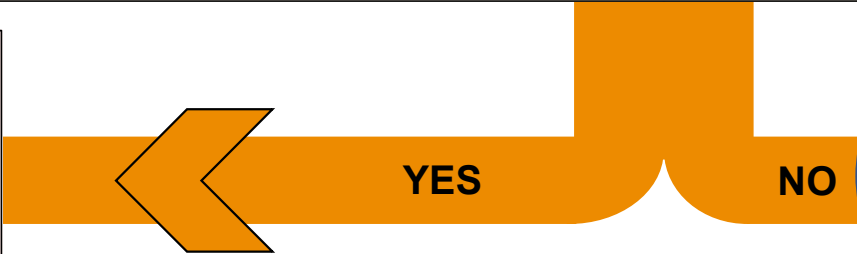
*Note: This is a simplified presentation of the process. See the full policy for details.*

This process begins with any proposed change in service.




Is it a **Major Service Change**? Yes, if it lasts longer than 12 months and significantly changes: a) amount of service per week per *mode* (bus, subway, etc.), b) amount of service per week per *route*, or c) the geographic extent of service.

The MBTA conducts an **equity analysis** to evaluate the change's **impacts** on protected populations based on changes to: a) weekly total amount of service, and/or b) access to service for residents within 0.5 miles of an MBTA stop/station.




No Analysis Needed



Is the change unfair? The MBTA uses the results of the equity analysis to determine if the change will **unfairly impact** populations protected on the basis of race/ethnicity and/or place an **unfair burden** on low-income populations based on predetermined thresholds. The analysis is then presented to the Board of Directors.

Before proceeding, if the change will have an **unfair impact** on populations protected on the basis of race/ethnicity, the MBTA must explain the need for the change and show that there are no effective alternatives. If the change will place an **unfair burden** on low-income populations, the MBTA must consider mitigation measures and any available alternatives.



OK To Proceed