



**Massachusetts Bay  
Transportation Authority**

# Safety Updates

Timothy Lesniak

MBTA Chief Safety Officer

MBTA Board of Directors Meeting

September 26, 2024

# Discussion Topics

- Recent Incidents and Corrective Actions
- Safety Performance Indicators and Trend Analysis



# Recent Incidents and Corrective Actions




# Safer Operations

## *DeVaughn Flyover*

Replaced deteriorating wooden walkway with **fiberglass high traction material**.

Employees are performing track work during the diversion, **safely tied off on the rail**.



Building a better T.





# Wellington Enhanced Vehicle Inspection Area Composite Walkway

---




# Safer Operations

## Safety Enhancement | Identification

New colored hard hats

Helpful for large scale jobs or emergencies.

Building a better T.



# New Third Rail Covers

---






# New Construction Equipment

---





Planking Work at Green Line Boylston Curve

# Safety Performance Indicators and Trend Analysis Highlights July 2024

## Bus

- Notable downward trend in Bus vs. Pedestrian Collisions continues, with 4 consecutive months below target rate.
- NTD Reportable Injuries and Safety Events continued to decline for second consecutive month.
- Continued trend in meeting Bus System Reliability performance targets.

## Heavy and Light Rail

- Continued success reported in system reliability for Heavy Rail Mean Miles Between Mechanical Failures performance.
- Decrease in Customer Injuries across all lines in July.
- Decrease in NTD Reportable Injuries across both Light and Heavy Rail in July.

Questions?

---

# Appendix

---

# Safety Performance Indicators and Trend Analysis - *Bus*

- For the *fourth consecutive month*, Bus performed at target or better in *Bus vs. Pedestrian Collisions Rate* (*0.57* in July vs. Target Rate of *1.49*).
- There were *9 Bus NTD Reportable Safety Events* in July, exceeding the monthly performance target of *7.33* but *improving* consecutively over the past two consecutive months.
- Notable *improvement* in *Bus NTD Reportable Injuries* (this includes both customer and employee transported injuries) continued in July, decreasing from *41* total injuries in May 2024 to *27* in July, though still exceeding the monthly target of *21*.
- For the *third consecutive month*, Bus performed at target or better in *System Reliability* (*33,651 mean miles between mechanical failures* in July vs. Target Rate of *28,500*).





## Safety Performance Indicators and Trend Analysis – *Heavy Rail*

---

- *Heavy Rail NTD Reportable Safety Events* increased to **11** in July, driven in part by an increase in maintenance vehicle derailments.
- There were **21 NTD Reportable Injuries** (this includes both customer and employee transported injuries) on Heavy Rail, a decrease over last month.
- The Customer Injury rate declined across all Heavy Rail lines in July, though still remaining above target rates.
- Continued success in system reliability for Heavy Rail. *Heavy Rail Mean Miles Between Mechanical Failures* performance in July was **82,356** compared to the target of **49,000**.



# Safety Performance Indicators and Trend Analysis – *Light Rail*

---

- There were **5** *Light Rail NTD Reportable Safety Events* in July, compared to the target of **2.25**.
- *Light Rail NTD Reportable Injuries* (this includes both customer and employee transported injuries) decreased in July, with **10**, although they remained above the monthly performance target of **6.58**.
- There were no Revenue or Non-Revenue *derailments* on Light Rail in July.
- For the ***third consecutive month***, Light Rail performed at target or better in *Collisions Rate* (**1.79** in July vs. Target Rate of **2.86**).
- *Light Rail Reportable Smoke and Fire Incidents* returned to **0** in July.

# Safety Performance Indicators and Trend Analysis

## *Commuter Rail and Ferry*

- Commuter Rail's July accident frequency ratio stands at **0.4**, indicating better performance compared to the year-to-date ratio of **2.2**.
- The Commuter Rail reported **1** Reportable and **0** Non-Reportable employee injuries, with **0** passenger injuries recorded.
- There were **0** Commuter Rail derailments reported in July.
- Additionally, there were **0** reportable rule violations on the Commuter Rail.
- Ferry had **0** Reportable and **2** Non-Reportable employee injuries, with **1** passenger injury reported.

