

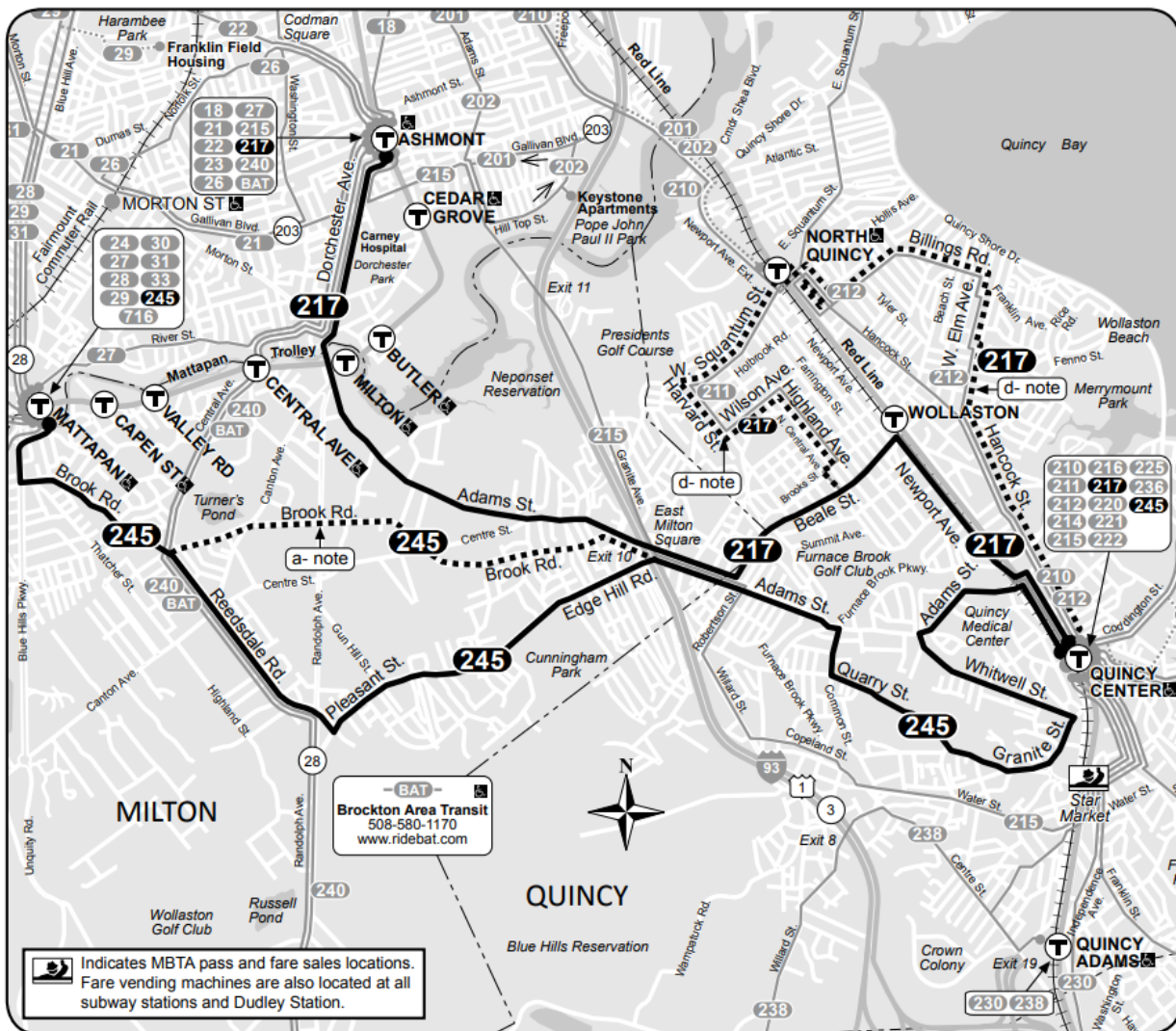
# Route 245

## Quincy Center Station – Mattapan Station

### Route Overview

Route 245 Quincy Center Station – Mattapan Station is a Local route that runs between Quincy Center Station and Mattapan via East Milton Square (see Figure 1). The route operates on weekdays only.

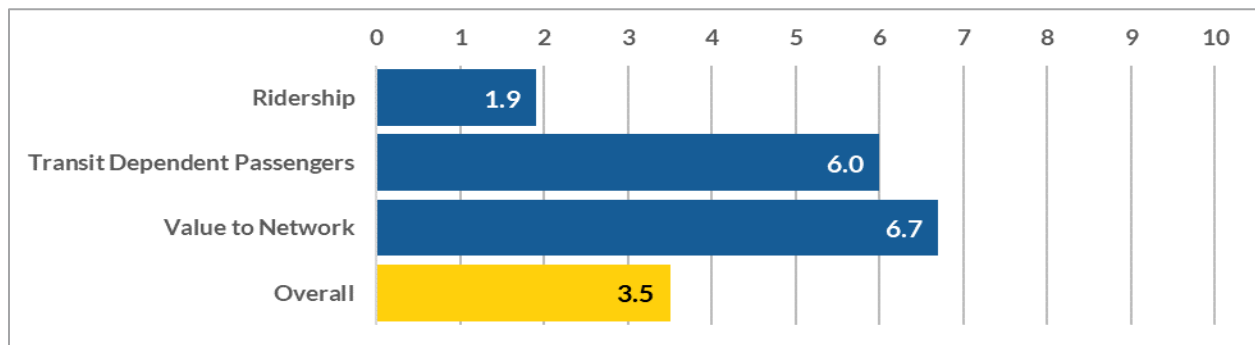
Figure 1 | Service Map



## Network Importance

Route 245 is a less important route to the MBTA bus network overall (see Figure 2). On a relative scale of 0 to 10, the route rates 1.9 in terms of ridership, 6.0 in terms of transit dependent ridership, and 6.7 in terms of its value to the network (which reflects the number of people who are uniquely served, the number of jobs and other important destinations, and the number of transferring passengers). Its overall score, which gives a 70% weighting to overall ridership and a 15% weight to both other measures, is 3.5.

Figure 2 | Relative Importance within MBTA Bus Network (on a scale of 0 to 10)



## Service Patterns

### Schedule

Route 245 operates on weekdays only, and provides very infrequent service (see Table 1). The route operates between 6:05 AM and 8:17 PM, with:

- Every 35 to 40 minutes between 6:05 AM and 9:15 AM
- Every 60 to 77 minutes between 9:15 AM and 2:02 PM
- Every 30 to 45 minutes from 2:02 PM to 6:15 PM, with an additional trip at 7:15 PM

Route 245 meets the MBTA's span of service standard on weekdays, but fails to meet the frequency standard – with service operating below the 30 minute peak period standard and below the 60 minute off-peak standard. The route does not operate on Saturdays or Sundays, and thus fails both the weekend span of service and frequency standard for local routes.

**Table 1 | Schedule Statistics**

SERVICE DAY	SPAN OF SERVICE	FREQUENCY (RANGE)	FREQUENCY (AVERAGE)	DAILY TRIPS (INBOUND/OUTBOUND)
<b>Monday-Friday</b>	<b>6:05 AM to 8:17 PM</b>			<b>17/16</b>
Sunrise	-	-	-	-
Early AM	6:05 AM to 6:59 AM	35 – 40	37	2/1
AM Peak	7:00 AM to 8:59 AM	35 – 75	57	2/3
Midday Base	9:00 AM to 1:29 PM	60 – 77	71	4/4
Midday School	1:30 PM to 3:59 PM	35 – 77	39	3/2
PM Peak	4:00 PM to 6:29 PM	30 – 60	39	5/4
Evening	6:30 PM to 8:17 PM	60	60	1/2
Late Evening	-	-	-	-
Night	-	-	-	-
<b>Saturday</b>	-	-	-	-
<b>Sunday</b>	-	-	-	-

*Note: Span of service reflects the time the first bus begins service until the time the last bus finishes service.*

## Service Patterns

Service Pattern 245.0 is the primary service pattern, and runs from Quincy Center Station to Mattapan Station via Newport Avenue, Adams Street, Whitwell Street, Granite Street, Quarry Street, Common Street, Adams Street, Edge Hill Road, Pleasant Street, Reedsdale Road, Brook Road, and Blue Hills Parkway (see Table 2). In addition to this pattern, the route also has four additional service patterns.

- Service Pattern 245.1 runs via Brook Road between East Milton Square and Milton Center to serve Fontbonne Academy, rather than running via Edge Hill Road, Pleasant Street, and Reedsdale Road. This pattern operates one round trip during AM peak service and two round trips during PM peak service.
- Service Pattern 245.2 is the outbound return portion of a round trip that follows pattern 245.1 in the inbound direction. This pattern follows Pattern 245.1, but uses Reedsdale Road and Canton Avenue to serve Milton High School before continuing on Brook Road to East Milton Square.
- Service Pattern 245.5 runs one school trip inbound at 2:40 PM from Central Middle School at Hancock Street and St. Anne’s Street in Quincy to Newport Avenue at Beale Street, near Wollaston Station. This pattern serves all Route 245 stops between Adams Street at Alleyne Street and Adams Street at Beale Street.
- Service Pattern 245.8 runs one outbound trip at 7:17 AM via Alleyne Road instead of Adams Street to serve Central Middle School.

Table 2 | Service Patterns

PATTERN	ORIGIN	DESTINATION	UNIQUE FEATURE	TRIPS per WKD	TRIPS per SAT	TRIPS per SUN
<b>INBOUND</b>				<b>17</b>	-	-
245.0	Quincy Center Station	Mattapan Station	Primary pattern	12	-	-
245.1	Quincy Center Station	Mattapan Station	Via Brook Road	4	-	-
245.5	Hancock Street at Saint Anns Road	Beale Street at S Central Avenue	Via Beale Street and Newport Avenue	1	-	-
<b>OUTBOUND</b>				<b>16</b>	-	-
245.0	Mattapan Station	Quincy Center Station	Primary pattern	11	-	-
245.1	Mattapan Station	Quincy Center Station	Via Brook Road	3	-	-
245.2	Mattapan Station	Quincy Center Station	Via Canton Avenue	1	-	-
245.8	Mattapan Station	Quincy Center Station	Via Alleyne Street	1	-	-

## Ridership

Route 245 has very low ridership, serving an average of 463 riders each weekday.

### Ridership by Stop

Route 245 is primarily used for travel to and from the Red Line and bus connections at Quincy Center Station and Mattapan Station. On inbound trips (see Figure 3):

- 172 passengers board at Quincy Center Station, where passengers can make connections from the Red Line and other bus routes. These passengers are 70% of all inbound boardings on Route 245.
- 39 passengers board and 126 passengers alight at stops on Adams Street, Whitwell Street, Quarry Street, and Granite Street between Quincy Center Station and East Milton Square (Granite Avenue at Bassett Street). Half of these alightings occur the three stops on Quarry Street, which serve several large apartment complexes.
- There are few boardings and alightings between East Milton Square (Granite Avenue at Bassett Street) and Brook Road at Central Avenue:
  - 10 passengers board and 14 passengers alight at stops along the primary alignment, which runs via Edge Hill Street, Pleasant Street, and Reedsdale Road.

- 
- Two passengers board and one passenger alights at stops on Brook Road, the secondary alignment. This activity is almost exclusively at Brook Road at Center Street, which serves Fontbonne Academy.
  - Four passengers board and 20 alight at stops between Brook Road at Central Avenue and Mattapan Station.
  - 80 passengers (33%) alight at Mattapan Station, where passengers can make connections to the Red Line and other bus routes.

### **Ridership by Trip**

Route 245 has low ridership on nearly all trips. The highest ridership inbound trips occur between 3:00 PM and the end of service, with all trips serving more than 15 passengers and two trips serving just under 30 passengers. No inbound trips before 3:00 PM serve more than 15 total passengers. Route 245 outbound ridership is highest from the start of service just past the end of the AM Peak. The first outbound trip of the day at 6:35 AM serves the most passengers, potentially indicating demand for earlier trips. No outbound trip after 11:00 AM serves more than 15 passengers.

Figure 3 | Weekday Inbound Ridership by Stop Map

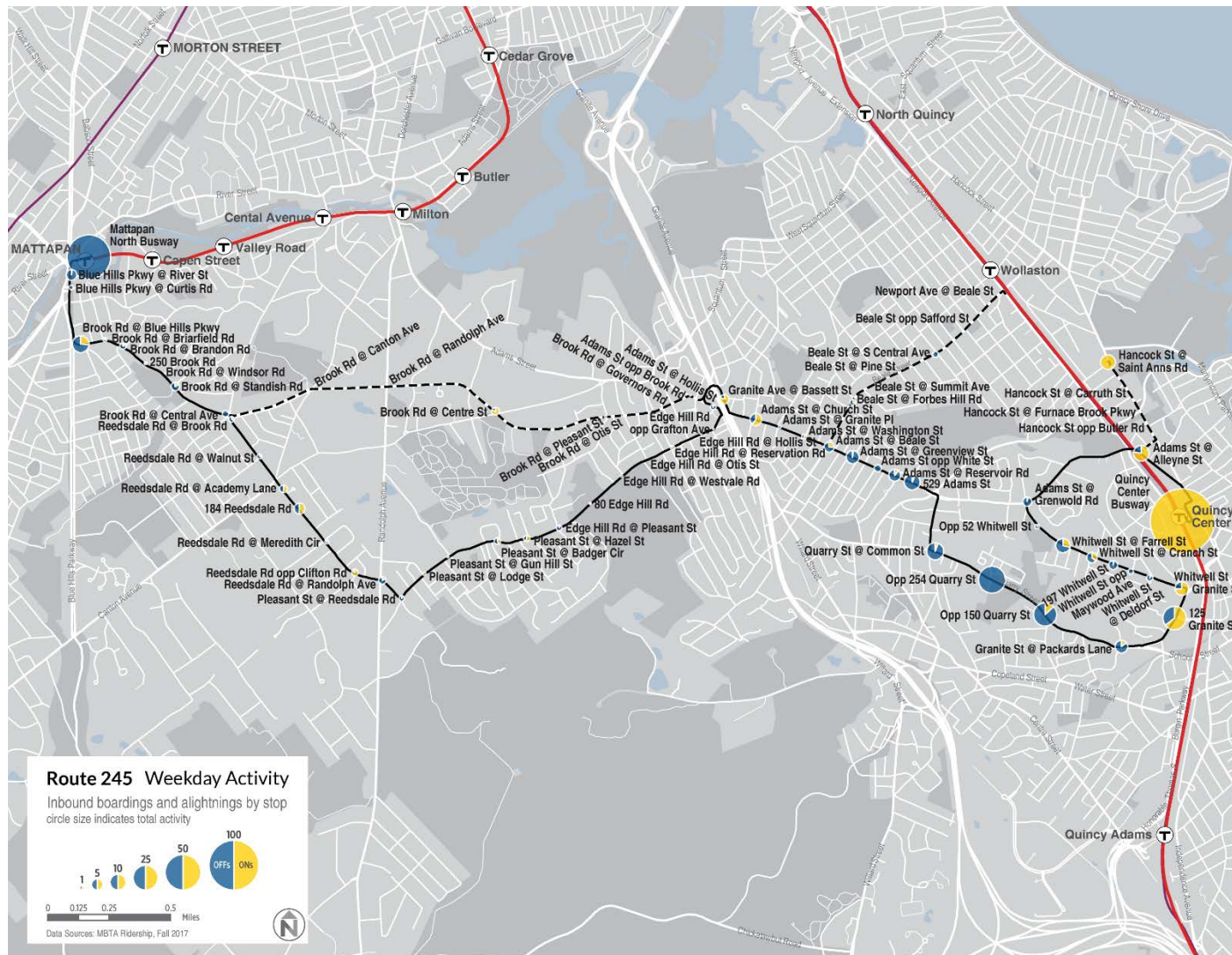


Figure 4 | Weekday Ridership by Trip: Inbound

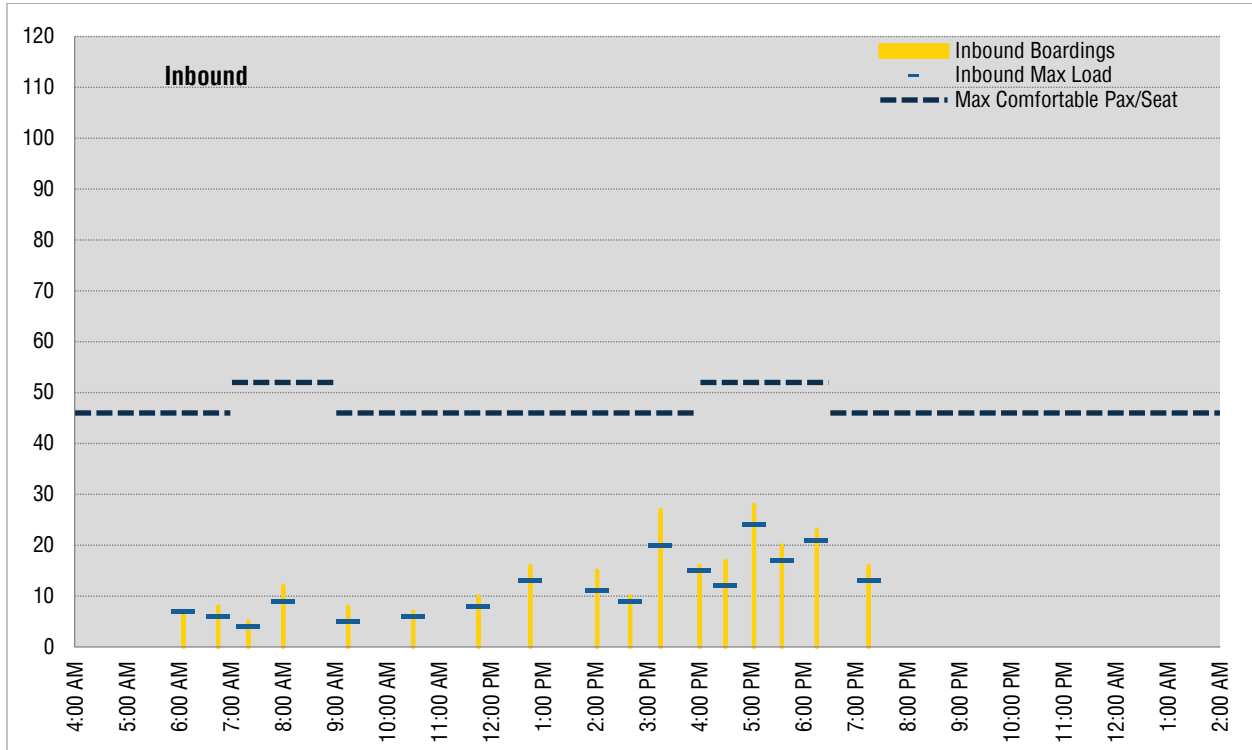
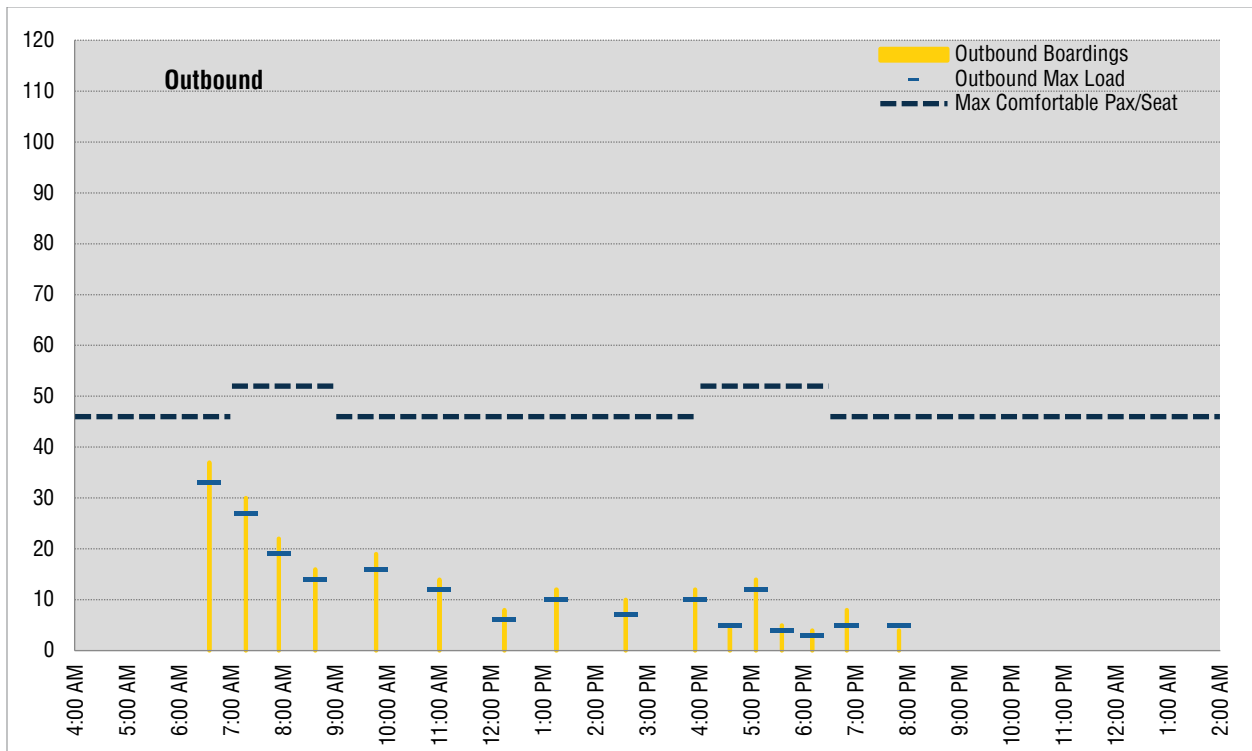


Figure 5 | Weekday Ridership by Trip: Outbound



## Passenger Comfort

The MBTA desires that passengers travel in relatively comfortable conditions. At the same time, the MBTA's definition of comfort reflects the very high volume environment in which the MBTA operates, and that some passengers may have to stand for a portion of their trip. More specifically, at least 92% of passengers' travel times should be in comfortable conditions, and ideally, at least 96% of travel times should be in comfortable conditions. Comfortable conditions are considered to be 140% or less of seated capacity during high volume periods and 125% or less during other periods.

On Route 245, 100% of passenger minutes are in comfortable conditions, which is below the minimum standard (see Table 3).

Table 3 | Passenger Time Spent Traveling in Comfortable Conditions

	WEEKDAYS	SATURDAYS	SUNDAYS
<b>Minimum Standard</b>	92%	92%	92%
<b>Target</b>	96%	96%	96%
<b>Actual</b>	100%	-	-

## Reliability and Speed

### Reliability

Route 245 is very unreliable, arriving on time only 56% of the time. No data on dropped trips is available for this route.

Table 4 | Reliability

SERVICE DAY	ORIGIN/MID-ROUTE ON-TIME PERFORMANCE	DESTINATION ON-TIME PERFORMANCE	OVERALL RELIABILITY	DROPPED TRIPS
<b>Monday-Friday</b>	55%	56%	55%	-
<b>Saturday</b>	-	-	-	-
<b>Sunday</b>	-	-	-	-

### Running Times

Throughout the service day, Route 245 inbound trips average an additional one to three minutes of travel time compared to the schedule. After 6:00 PM, several trips beat the timetable.



Figure 6 | Scheduled & Median Travel Time by Trip: Route 245 Inbound

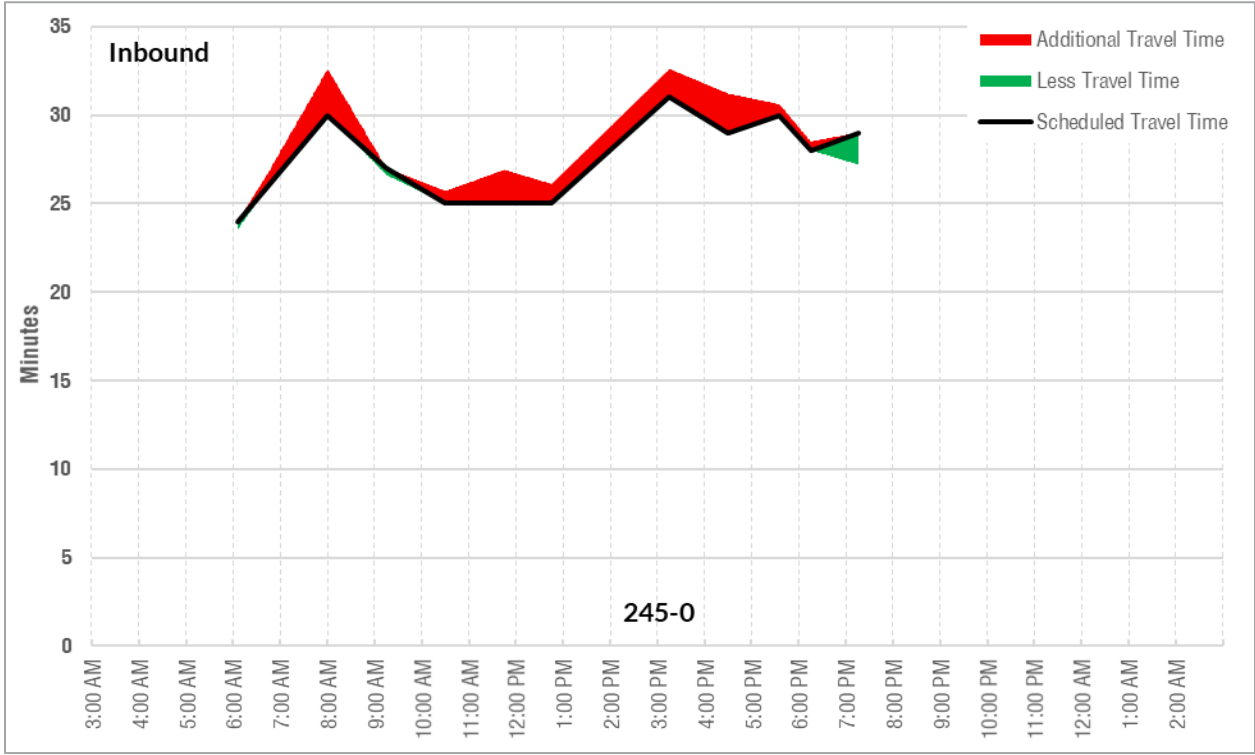
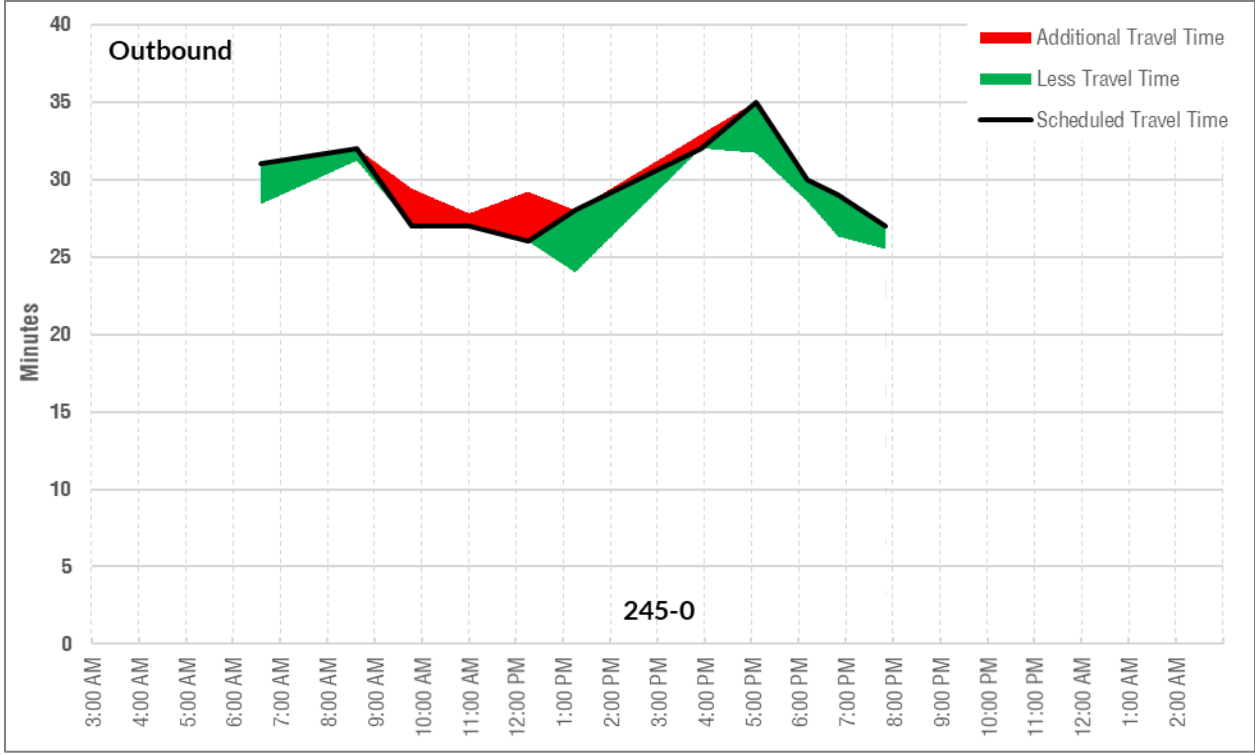


Figure 7 | Scheduled & Median Travel Time by Trip: Route 245 Outbound



### Stop Spacing

Route 245 has an average of 8.1 stops per mile, more than the MBTA's standard of four to seven stops per mile for urban areas. There are a few instances of closely spaced stops along the route on Adams St and Whitwell St.

### Summary

Route 245 is a low ridership route that provides infrequent and unreliable service. The route has multiple service patterns to serve schools, but these unique patterns have very low ridership. Route 245 also does not operate on weekends and fails to meet MBTA standards for service frequency on weekdays.